

### SD APPLICATION NOTE 3

Copyright © 2000 William B. Ackerman

#### DISCONNECTED and IGNORE

The ‘**disconnected**’ concept has not enjoyed a lot of popularity over the last several years. An article in the *Zip Coder* magazine described it as the “lost concept”<sup>1</sup>. This may be, in part, because people don’t always perceive it as having a sound logical basis.

In recent years there has been increased interest in “theoretical” or “computational” approaches to calls and concepts. Calls and concepts that were conceptualized by examples rather than by algorithmic rules haven’t fared very well. The ‘**disconnected**’ concept may have been a victim of this. It has mostly been conceptualized by examples that people run into on the dance floor.

Common usage has given rise to the principle that, if the call is not a shape- or orientation-changer, you work to spots:

4GV 3B^ 4BV 3G^ 1GV 2B^ 1BV 2G^

BOYS DISCONNECTED swing thru

4GV 4B^ 1BV 3G^ 1GV 3B^ 2BV 2G^

and the principle that, if both groups are doing disconnected calls, whoever “owned” the center at the start will own it at the end:

3G^ 4BV 3BV 2G^ 4GV 1B^ 2B^ 1GV

GIRLS DISCONNECTED crossfire WHILE THE BOYS crossfire

2BV 4G^ 3GV 3B^

1BV 1G^ 2GV 4B^

But applications that go beyond these simple principles have not been very popular.

In this note I will try to explain how I (and Sd) believe the concept works.

The CALLERLAB definition says that the designated people do the call as if they had slid together, that is, as though the intervening spots weren’t there.

---

<sup>1</sup> Choreo Corner, *Zip Coder XXVII*, 2(June 1998), 23-28

4GV 3B^ 4BV 3G^ 1GV 2B^ 1BV 2G^

BOYS DISCONNECTED <anything> -- do the call as if from here:

3B^ 4BV 2B^ 1BV

If the call is not a shape-changer, they go back to the same spots. Otherwise, they “stay near the original centers’ spots”, and all gaps are closed:

		3B>
3B>		
3G>		2B<
2B<		
2G<	GIRLS DISCONNECTED lockit -->	1G^ 2GV 4G^ 3GV
4G>		
4B>		4B>
1G<		
1B<		1B<

3B>

2B<

--> (close the gaps) --> 1G^ 2GV 4G^ 3GV

4B>

1B<

From the ‘crossfire’ example, we know that the designees can sometimes all crowd into the center:

4B^ 3GV 3B^ 4GV 2G^ 1BV 1G^ 2BV

GIRLS DISCONNECTED crossfire

		1GV 4G^
4B^ 3B^		1BV 2BV
		2GV 3G^

But they can’t always do so:

3GV 4B^ 4G^ 3BV 1B^ 2GV 2BV 1G^

BOYS DISCONNECTED switch to a diamond

		4B>
3GV 3B^ 4G^		2GV 1BV 1G^
		2B<

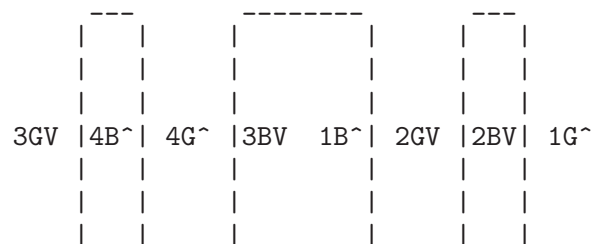
What was the problem in that last example? It was that having all the designees crowd into the center would have pushed the others out. So we have the principle that the designees crowd into the center as much as they can *without displacing the others*. With ‘crossfire’ they were able to go into the center because they saved space by stacking themselves 2 people deep.

When the disconnected dancers do a shape- or orientation-changing call that has them maneuver around the others, we are going to restrict their maneuvering to one direction for now.

3GV 4B^ 4G^ 3BV 1B^ 2GV 2BV 1G^

BOYS DISCONNECTED

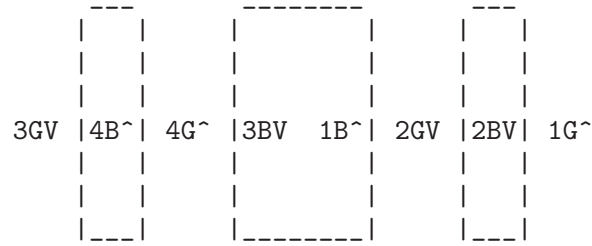
In this case, all of the maneuvering is done along a left-to-right axis. We paint imaginary stripes on the floor perpendicular to that axis, showing what left-to-right positions are occupied by the designated people.



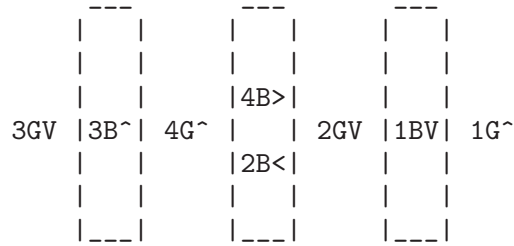
After doing the call, the designated people redistribute themselves on the same stripes. They fill the stripes from innermost to outermost, taking whatever space is provided, and avoiding unnecessarily pushing the inactives outward.

In the current instance of Switch to a Diamond, the centers of the resulting diamond can occupy the center stripe. In fact, there is room left over—they are only one person wide, and the center stripe is two people wide. So, can the points go into the center also? They would now occupy a width of three, which is greater than the stripe width. This would unnecessarily push the inactives outward. There is room for the diamond points in the outer stripes, so they don’t need to occupy the center stripe.

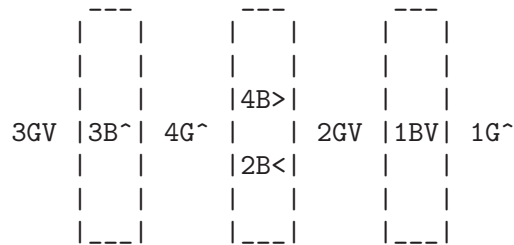
So the center stripe actually gets thinner.



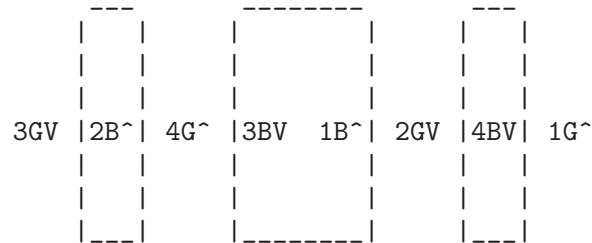
BOYS DISCONNECTED switch to a diamond



What happens if we do a ‘disconnected flip the diamond’ from here? The centers of the resulting wave want to occupy the center stripe. But that stripe is only one person wide. We can’t have just one of them occupy the center, and the Solomon rule<sup>2</sup> says we can’t put half of each in the center. We either put in zero people or two. The rule is that we always put someone in, unless we have run out of people. So, in this case, the two centers go into the center stripe, widening it slightly. This is a case where widening was necessary.



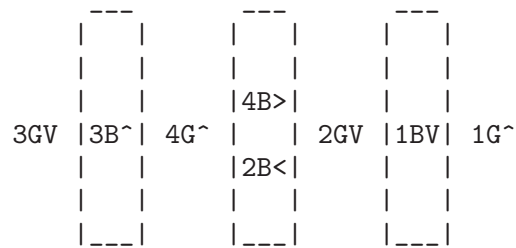
BOYS DISCONNECTED flip the diamond



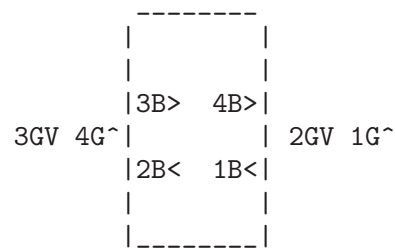

---

<sup>2</sup> The Solomon rule(I Kings 3:16-28) says that cutting people in half is generally not a good way to solve a problem.

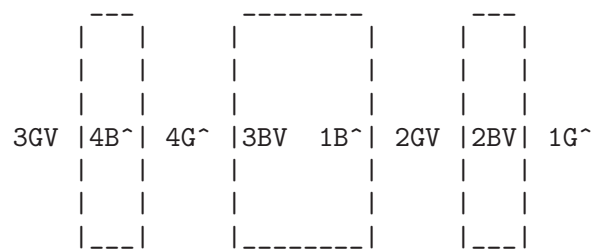
If the call had been ‘disconnected drop in’, all four people would have gone into the center stripe. The outer stripe would have been closed.



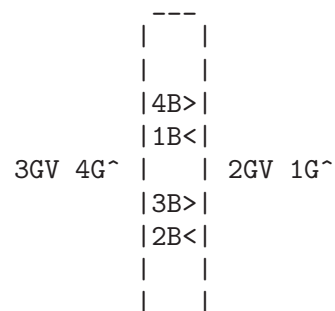
BOYS DISCONNECTED drop in



Here is another case in which the outer stripes disappear:

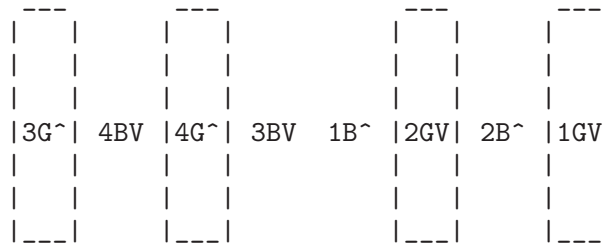


BOYS DISCONNECTED lockit

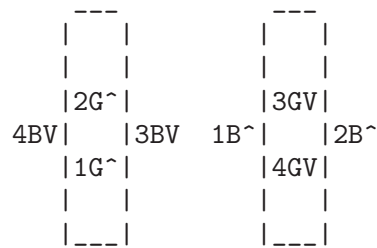


(The boys’ wave actually has no gap across the middle—it is impossible to show it correctly in a text file.)

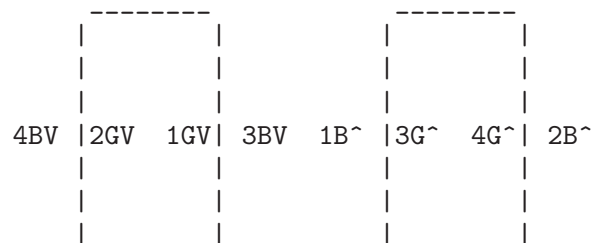
The designated people don’t need to occupy the center stripe:



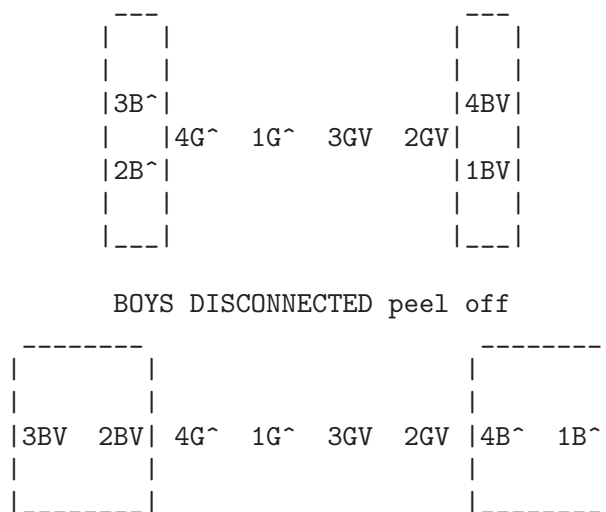
GIRLS DISCONNECTED crossfire



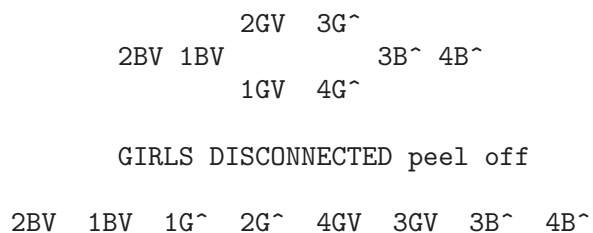
GIRLS DISCONNECTED peel off



If there is a stripe at the outside of the setup, it is filled as necessary.

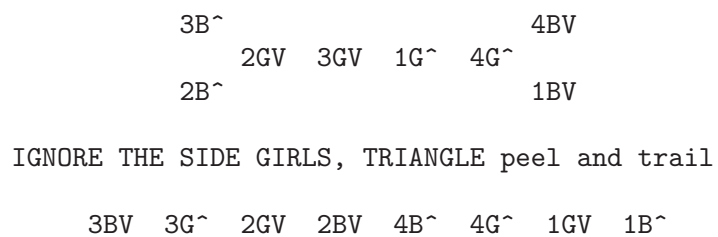


If the last stripe is the one in the center, it gets filled appropriately, however far the inactives have to be pushed out.



(But this isn't a real instance of 'disconnected'.)

Here are some examples showing 6 active people:



1GV 2G^  
 1B^ 4B^ 2BV 3BV  
 4GV 3G^

IGNORE THE SIDE BOYS, TRIANGLE peel and trail

1G^ 1BV 4B^ 4G^ 2GV 2BV 3B^ 3GV

The ‘ignore’ concept is the way to make 6 people work disconnected. Naming them explicitly (“heads and side boys”) is unwieldy, and is not supported by Sd.

In both of these cases, the designated people started in a center stripe two people wide, and the outermost stripes.

4B> 4G< 1G>  
 3B^ 1BV  
 3G< 2G> 2B<

IGNORE THE HEAD BOYS, THOSE FACING START, pass the ocean

3G^ 4GV 3B^ 2B^ 4BV 1BV 2G^ 1GV

In this case, the designated people started in a center stripe one person wide, and the outermost stripes. They must push the inactive people out slightly.

## When The Stripes Aren’t Simple

Up to this point, we have been assuming that the designated people are spread out only along one axis, so that stripes can be used, and that they are totally compressed along the other axis. I know of no comprehensive theory that can describe the situation in which the spreading out can be arbitrary. Fortunately, it appears that, for setups with only 8 people, only a few cases can arise.

It seems that, when the selected people are disconnected along both axes, they either work to spots (the obvious easy case) or they work in a simple way around whoever is causing them to be disconnected. Gaps are closed as needed.

About the only straightforward and sensible case of this is is a call done by the points of an hourglass.



```

      4G>   1G>
        4B>
3B^           1BV
        2B<
      3G<   2G<

```

GIRLS DISCONNECTED peel off

```

      1G<

      4G<

      4B>
3B^           1BV
      2B<

      2G>

      3G>

```

(A 'girls concentric peel off', or just 'girls peel off', would have gotten the same result.)

```

      4G>   1G>
        4B>
3B^           1BV
        2B<
      3G<   2G<

```

GIRLS DISCONNECTED follow thru

```

      4B>
3B^  3G^  2G^      4GV  1GV  1BV
      2B<

```

(A 'girls concentric follow thru' would have moved the girls outside of the head boys.)

Here are some cases in which a diamond is formed. Notice that the girls work only around the side boys. They are inside of the head boys.

```

      4G>   1G>
        4B>
3B^             1BV
        2B<
      3G<   2G<

```

GIRLS DISCONNECTED peel to a diamond

```

          1G<
          4B>
3B^  2G^             4GV  1BV
          2B<
          3G>

```

```

      4G>   1G>
        4B>
3B^             1BV
        2B<
      3G<   2G<

```

GIRLS DISCONNECTED 1/2 circulate

```

          4G>
          4B>
3B^  3G^             1GV  1BV
          2B<
          2G<

```

## Everyone Disconnected

The disconnected concept is usually not used with phantoms. However, an interesting extension was recently introduced in the Zip Coder article mentioned previously. This is ‘**everyone disconnected**’. (Sd also lets you say ‘**all disconnected**’.) In this case, the “stripes” must be able to distinguish the matrix spots occupied by live dancers and the unoccupied spots. The live dancers work to the live stripes according to the usual rules.

3B^ . 1G^ 2GV . 4BV  
 2B^ . 4G^ 3GV . 1BV  
 EVERYONE DISCONNECTED mini busy  
 . 3BV 1GV .  
 2G^ . 2BV 4B^ . 4GV  
 . 3G^ 1B^ .

## The “Ignore” Concept

This concept, like ‘disconnected’, has suffered from a lack of sound theoretical understanding. The CALLERLAB definition says to do the call as though the other spots weren’t there. That’s a lot like disconnected.

I believe that, except for “space invader” calls, the ‘ignore’ concept should be treated as ‘disconnected’ for the other people. The same rules about working to spots, or filling stripes and closing gaps, should apply. Hence we have:

4BV 4G^ 3GV 3BV 1B^ 1G^ 2GV 2B^  
 IGNORE THE HEAD GIRLS, GRAND swing thru  
 3BV 4B^ 3GV 2GV 4G^ 1G^ 2BV 1B^

3B^ 2G^ 4BV 1GV  
 3G^ 2B^ 4GV 1BV  
 IGNORE THE SIDE BOYS, in roll circulate  
 3G^ 3BV 4BV 2GV  
 4G^ 2B^ 1B^ 1GV

4BV				2G^
	3B^	3G^	1GV	1BV
4GV				2B^

IGNORE THE HEAD BOYS, TRIANGLE, peel and trail

4G^	3GV	3B^	4B^	2BV	1BV	1G^	2GV
-----	-----	-----	-----	-----	-----	-----	-----

When the call is a space-invader (e.g. ‘press’ or ‘truck’), the ‘ignore’ concept can’t mean to do work around the others as though they weren’t there. Space-invading calls work in absolute position.

When some people are ignored for a space-invading call, they simply don’t do it. The others do the call, using the usual absolute definition of where they go.

4B>	4G>	1B>	1G>
-----	-----	-----	-----

3G<	3B<	2G<	2B<
-----	-----	-----	-----

IGNORE THE SIDE BOYS, press ahead

.	4B>	.	4G>	1B>	1G>
---	-----	---	-----	-----	-----

3G<	3B<	2G<	.	2B<	.
-----	-----	-----	---	-----	---